

Limited Warranty

Condux International, Inc. extends the following warranty to the original purchaser of these goods for use, subject to the qualifications indicated:

Condux International, Incorporated warrants to the original purchaser for use that the goods or any component thereof manufactured by Condux International will be free from defects in workmanship for a period of one year from the date of purchase, provided such goods are installed, maintained, and used in accordance with Condux's written instructions.

Components not manufactured by Condux International but used within the assembly provided by Condux International are subject to the warranty period as specified by the individual manufacturer of said component, provided such goods are installed, maintained, and used in accordance with Condux's and the original manufacturer's written instructions.

Condux's sole liability and the purchaser's sole remedy for a failure of goods under this limited warranty, and for any and all claims arising out of the purchase and use of the goods, shall be limited to the repair or replacement of the goods that do not conform to this warranty.

To obtain repair or replacement service under the limited warranty, the purchaser must contact the factory for a Return Material Authorization (RMA). Once obtained, send the RMA along with the defective part or goods, transportation prepaid, to: Condux International, Inc.
145 Kingswood Drive
Mankato, MN 56001 USA

THERE ARE NO EXPRESS WARRANTIES COVERING THESE GOODS OTHER THAN AS SET FORTH ABOVE. THE IMPLIED WARRANTIES OR MERCHANTABILITY AND FITNESS FOR A PARTICULAR PURPOSE ARE LIMITED IN DURATION TO ONE YEAR FROM DATE OF PURCHASE.

CONDUX ASSUMES NO LIABILITY IN CONNECTION WITH THE INSTALLATION OR USE OF THIS PRODUCT, EXCEPT AS STATED IN THIS LIMITED WARRANTY. CONDUX WILL IN NO EVENT BE LIABLE FOR INCIDENTAL OR CONSEQUENTIAL DAMAGES.



Condux International, Inc. • P.O. Box 247 • 145 Kingswood Drive • Mankato, MN 56001 USA
1-507-387-6576 • 1-800-533-2077 • FAX 1-507-387-1442
Internet: <http://www.condux.com>


© Copyright 2012, Condux International, Inc.
Printed in USA
Literature Part Number: 08676099
Revision Number: 1.2

USER GUIDE

USER GUIDE

USER GUIDE

Fiber Optic Cable Puller Pole Mounting Frame



Mounting Instructions

NOTE: Use the Fiber Optic Puller Pole Mounting Frame only on steel or wood poles. Do not use on aluminum or fiberglass poles. The center holding spike is for wood poles only; remove it with an adjustable or $\frac{9}{16}$ " wrench, before mounting on a steel pole.

1. Ensure the conduit or pole can withstand the maximum rated load of the Pole Mounting Frame (1000 lbs.).
2. Place the Pole Mounting Frame on the pole. The long, flat **support bar** should be on the bottom side.
3. Wrap the **web strap** around the pole, and insert the **end hook** into the **retaining slot** on the frame.
4. Tighten the web strap, using its **ratcheting mechanism**, as far as possible.
5. Secure the Pole Mounting Frame by wrapping the attached **chains** around the pole.
6. Place the Fiber Optic Puller on the Pole Mounting Frame, and insert the **holding pin**.
7. Slowly begin pulling with the Fiber Optic Puller. If the frame moves, stop the pull, release the tension, and remount the frame.

Removal Procedure

1. Removal is the opposite of the mounting procedure.

Replacement Parts

Part Number	Description
08676012	Center Holding Strap
02273200	Web Strap

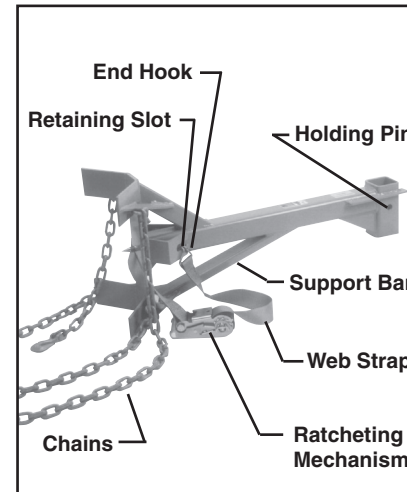


Fig 1. Pole Mounting Frame




Fig 2. Pole Mounting Frame on Wood Pole



!WARNING: Read and understand all procedure and safety instructions before using the Condux Fiber Optic Cable Puller and Pole Mounting Frame. Failure to do so may result in serious personal injury, property damage, or death. Save this user's guide for future reference.



!ADVERTENCIA: Favor de leer y comprender todas las instrucciones de operación y seguridad antes de usar el Condux Fiber Optic Puller Pole Mounting Frame. Si Ud. no comprende las instrucciones favor de consultarle a su jefe.

!WARNING: Inspect the web strap before each use. Do not use a damaged web strap. Severe personal injury or property damage could result.

!WARNING: Do not exceed the 1,000 lb. load rating. Severe personal injury or property damage could result.

!CAUTION: If the frame moves, stop the pull, release the tension, and remount the frame. Failure to do so could result in personal injury or property damage.

!CAUTION: Secure the frame with the attached chains. Failure to do so could result in personal injury or property damage.